

Noah

Bible Verse

I have set my bow in the clouds, and it shall be a sign of the covenant between me and the earth.

Genesis 9:13

Bible Story

Genesis 6–9

After leaving the Garden of Eden, people became more and more separated from God. They became proud and disobedient. They began to depend upon themselves rather than God, their Creator. The perfect world that God had created was returning to a state of chaos. So, God decided to try again.

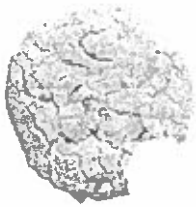
In this new beginning, God would save a faithful few who would have a new chance to choose an obedient relationship with God and a relationship of love and respect with one another. Noah's faithfulness and obedience to God made him God's choice to be a part of the new beginning.

The Flood marked the end of the first era in the history of God's people. When the Flood was over, God promised Noah that even though sin would continue to exist, God would never again destroy humankind or curse the ground of the entire world. The

rainbow in the clouds is a reminder that God will never again destroy all living things.

A promise is a promise is a promise. Never make a promise to a child that you do not intend to keep. A child remembers a promise made by an adult and expects that adult to keep that promise. An adult that continually breaks promises to children soon loses credibility. Children will no longer trust that person. To teach children about God's promise, it is important to impress upon them the sacredness of a promise. The dependability of adult promises helps children understand better the promises of God.

However, we do need to help children understand that there are promises people should never make. A promise should never hurt anyone or allow a person to do something that might hurt them. God's promises are not like that.



We can depend on God's promises.

If time is limited, we recommend those activities that are noted in **boldface**. Depending on your time and the number of children, you may be able to include more activities.

ACTIVITY	TIME	SUPPLIES
What Am I?	10 minutes	Reproducible 4A, masking tape
Animal Talk	10 minutes	animal cards (Reproducible 4A)
In the Ark	10 minutes	animal cards (Reproducible 4A)
Rhyme Time	5 minutes	None
Bible Story: Noah and the Big Boat	10 minutes	None
Keeping Promises	5 minutes	Reproducible 4B, scissors
Impossible Promises	5 minutes	ball
Rainbow Prayers	5 minutes	crayons, large piece of paper or newsprint for each child

JOIN THE FUN

BIBLE STORY FUN

LIVE THE FUN

JOIN THE FUN

Supplies

Reproducible
4A, masking
tape



What Am I?



Photocopy and cut apart the animal cards (**Reproducible 4A**), making sure you have enough cards for each child to have one. Place the cards face down so they are convenient as the children arrive, but not visible.


Greet the children warmly as they come in. Without letting them see the animal, attach an animal card to their backs with masking tape.

Say: What I am putting on your back is part of a game we will be playing when everyone arrives. Don't peek or ask your friends what is on your back.

When everyone arrives, say: You are to discover what animal is on your back. You cannot look in a mirror. You cannot ask a friend to tell you. What you can do is ask one or more friends questions that can be answered by a "yes" or a "no." For example, does the animal have legs? Does the animal have fur? When you think you have the identity of the animal on your back, come and whisper your guess to me. If you are right, then you can move the animal card from your back to your front and come to the storytelling area. If you are wrong, you must keep asking questions.

Children who have a difficult time may be given strategic hints. As the children discover their animal, make sure the animals are taped securely to their front.

Say: Today our Bible story includes lots of animals, a big boat, and a great flood. It is the story of Noah. From this story we learn something very important about God.



We can depend on God's promises.

Supplies

animal cards
(Reproducible
4A)



Animal Talk

Have the children sit in a circle on the floor. Identify the different animals (**Reproducible 4A**) the children have.

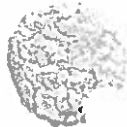
Say: In our Bible story, God tells a man named Noah to build an ark, a very large boat. Then God told Noah to gather two of every kind of animal onto the ark. I wonder what that sounded like. When I say, "Go," I want you to make the sound of the animal on your picture. When I say, "stop," then everyone must stop.

Say, "Go." Let the children continue to make animal noises for a couple of minutes. Then say, "stop."

In the Ark

Have the children bring their chairs into a circle. Leave the middle large and open. Select one child to be Noah. Remove that child's chair from the circle.

Say: In our Bible story, God tells a man named Noah to build an ark. Then God told Noah to gather two of every kind of animal onto the ark. From this story we learn something important.



We can depend on God's promises.

Choose a child to be Noah. Have Noah stand in the middle of the circle.

Say: Noah will call out the name of an animal pictured on our animal cards. Noah will name one animal at a time. The child (or children) with that animal card must go into the "ark" (center of the circle) beside Noah. Sometimes, Noah will call, "Everybody out!" Then all the animals that are in the center of the circle must find a new seat. Noah will try to get one of the empty seats. The person left without a seat becomes Noah. Noah may call to the ark as many or as few animals as he or she chooses before saying, "Everybody out!"

Rhyme Time

Sing the song "On Noah's Ark" to the tune of "Down by the Bay." Encourage the children to make up additional rhymes.

On Noah's ark
All the animals stay;
Down in the dark
Is where they play.
And if you look,
Old Noah will say,
"Did you ever see a bear
With curly hair
On Noah's ark?"

On Noah's ark
All the animals stay;
Down in the dark
Is where they play.
And if you look,
Old Noah will say,

"Did you ever see a pig
Dancing a jig
On Noah's ark?"

On Noah's ark
All the animals stay;
Down in the dark
Is where they play.
And if you look,
Old Noah will say,
"Did you ever see a snail
Chasing its tail
On Noah's ark?"

Word: Daphna and Gary Flegal
© 2001 Abingdon Press

Supplies

animal cards
(Reproducible
4A)



Supplies

None



Noah and the Big Boat



by LeeDell Stickler

Say: You are going to help tell this story today. Between each section of the story is a little poem. The poem has motions. We'll do the motions together.

Refrain:

1. Drip, drop, pitter, patter.

(Pinch fingers of right hand together, touch left palm. Then repeat motion with left hand. Do this twice.)

2. Raindrops fill the air.

(Hold hands above head, wiggle fingers as though rain falling as you lower hands.)

3. Even though the thunder rolls,

(Close hands. Arms are bent at elbow. Make circles by rolling arms around one another.)

4. God's love will still be there.

(Cross arms over chest. Extend arms out in front, palms up.)

When God looked down upon the
earth
And saw the evil there,
God thought the time had surely
come
To start again down there.
God looked at all the people
Doing things that they should not.
God looked for someone faithful,
Some bright and shining spot.
It was then that God found Noah.
A faithful man and true,
Noah and his family lived
As God had told them to.

Refrain:

Noah, I'm not happy
With things the way they are.
I want to start all over,

So you must build an ark.
Make it big and sturdy,
I'll tell you just what size.
For two of every creature,
Must be housed inside.
So, Noah sawed and hammered
A boat of cypress wood.
He gathered all the animals in,
As God told him he should.

There were elephants and ocelots,
Giraffes and kangaroos,
Lions, tigers, and polar bears,
They came in two by two.
There were antelopes and cheetahs,
Ring-tailed cats and camels, too.
There were slinky snakes and turtles,
In Noah's floating zoo.
When two of every kind were there,
God closed them all in tight.

And soon the rain began to fall
For forty days and nights.

Refrain.

Splitter, splatter, dripety, drop,
The rain fell on the boat.
Creak, crack, crickety, crunch,
The boat began to float.
The rain continued falling.
It covered up the land.
Soon there was nothing left to see.
But Noah's little band.
The ark rode on the water.
It floated to and fro.
It had no destination;
There was no place to go.

One day the rain did cease to fall.
The wind began to blow.
The waters that had filled the earth
Soon began to go.
The ark came to a resting place
Atop a mountain high.
So, through the open window,
Noah let a dove go fly.
"Fly around my little dove,
The sky is turning fair."
But soon the little dove returned
No place to land out there.

So, Noah waited patiently,
Then sent the dove back out.
What she brought back to the boat
Made Noah jump and shout.
She carried in her tiny beak,
A sign that there was spring.

The water-covered earth below,
Now had some growing things.
So, Noah sent her out again
To look both east and west.
This time the dove did not return.
She'd found a place to nest.

Refrain.

Noah opened up the door,
The animals rushed outside.
What a sound these creatures
made—
Stompety, clompety, flutter, slide.
Then Noah built an altar
Upon the muddy ground.
"We thank you, God, most truly,
For keeping us safe and sound.
We thank you for giving us
A chance to start anew.
We'll try to live a better life
And do what we should do."

Then God spoke to Noah,
"Here's a promise to you from me.
I set my bow up in the clouds,
So you can clearly see.
I never will destroy the earth,
There'll always be a time,
Of planting and of harvesting,
On this world of mine.
My rainbow will remind you
Of the promise that we share,
That even though the thunder rolls,
My love will still be there."

Refrain.

Supplies

Reproducible
4B, scissors

Keeping Promises

Photocopy and cut apart the picture cards (Reproducible 4B). Give one to each child. If you have more than twelve children, make more than one copy or let them share.

Say: God made a promise to Noah. God promised never to destroy the earth again. God has kept the promise. We call this special promise a covenant.



We can depend on God's promises.

Ask: What kind of promises do you make? Do you keep them? (*Invite the children to share the promises they have made recently.*) What happens if you don't keep your promise? (*You get into trouble. People don't trust you anymore.*)

Say: I am going to tell you about a promise someone made. You have the picture card that lets you know whether this person kept the promise or not. When you recognize your card, hold the card up. If the person kept the promise, stand up and shout, "Hurray!"

1. Eric promised to do his homework before he went outside to play.
2. Lisa promised to say her prayers before she went to bed.
3. Tommy promised to eat his dinner before he ate his dessert.
4. T.J. promised not to play in the vacant lot.
5. Liz promised to help her mother clean house.
6. Ellen promised to play with her little sister.
7. Danny promised to play with his little brother.
8. Jeff's dad promised to take him to the ball game.
9. Maya promised never to climb trees again.
10. Sheila promised to clean up her mess after making cookies.
11. Stephen promised not to watch television until he had finished his homework.
12. Alisa promised to take her time with her writing assignment.

Ask: What happens when you make a promise and don't keep it?

Impossible Promises

Gather the children into a circle, either standing up or sitting on the floor. Talk about rainbows—the shape, the colors.

Ask: Has God kept the promise?

Say: The rainbow reminds us that God will always keep the promise. A promise is very special. We should always try to keep our promises.

Ask: What happens when someone makes a promise to you and then doesn't keep it? (*You stop believing that person.*) Have you ever heard a person make a promise he or she couldn't possibly keep? (*Invite the children to share promises that are impossible.*)

Say: Let's make some impossible promises as we toss the ball. When you get the ball, you will make an impossible promise. I will begin. I promise that I will give each of you one million dollars for your birthday!

Toss the ball to someone in the group. Continue until everyone has had a turn.

Say: We know these promises are just for fun and that we cannot possibly keep them. But God made Noah a real promise. We can depend on God to keep that promise.

Rainbow Prayers

Give each child a large piece of paper or newsprint. Instruct the children to sit down in a cross-legged position so that their knees are slightly over one edge of the paper. Give each child three different colored crayons.



Say: The rainbow is God's promise to never again destroy the earth.

Have the children choose one of their crayons and draw an arch on their papers around their knees. This will make an rainbow shape.

Say: The rainbow is God's promise that there will always be spring and summer, winter, and fall.

Have each child choose a second crayon to draw another arch on the paper.

Say: The rainbow is God's promise that God's love is always there.

Have each child choose a third crayon to draw a third arch on the paper.


Pray: Dear God, thank you for all your promises. Amen.


Supplies

ball

Supplies

crayons, large piece of paper or newsprint for each child





REPRODUCIBLE 4B

49